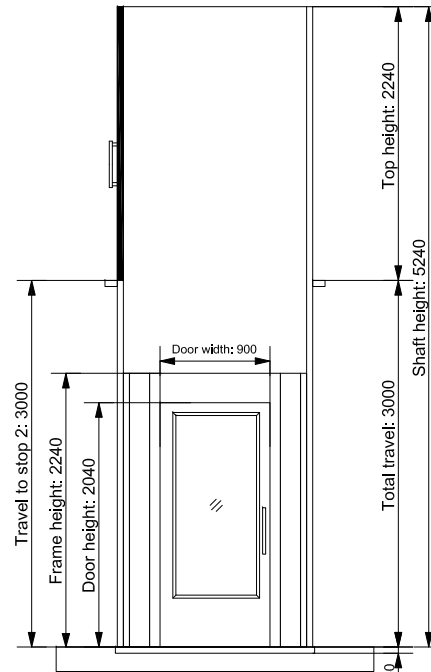
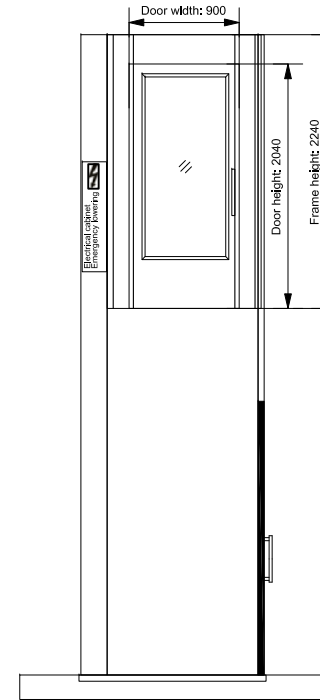


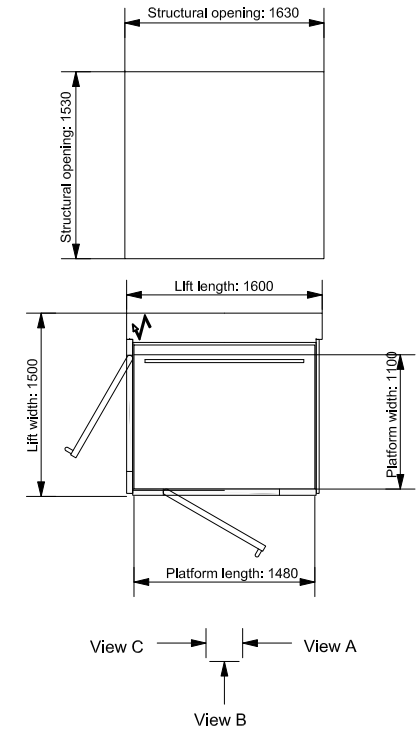
View A



View B



View C



View A  
View B  
View C

02	LABEL AMENDMENTS TO PLAN.	16/08/2016
01	INITIAL ISSUE.	30/01/2015
REV.	ALTERATION	REV. DATE

CLIENT TO PROVIDE - KEY POINTS INCLUDE:- (Refer to quotation for full list of works & exclusions)

- POWER REQUIRED FOR INSTALLATION
- 400v 3ph & Neutral (or 230v 1ph dependent on order - see drawing above)
- 20amp MCB (Type C) and a 300mA RCD terminated at a 20amp lockable isolator within 2 metres from electrical cabinet
- If temporary power supply, a 20kVA minimum generator required
- Start up current of motor = 18amps. Running current is = 4.7amp
- Lift shaft tower or lifting beam required if travel exceeds 4000mm
- Scaffolding if lift is external (for external access)
- Lifting beam required if lift is in a basement
- Full width openings across landing entrances with no return ribs and minimum of 2300mm from FFL to underside of door lintels
- If telephone or autodialler is specified, a telephone line required with 2 metre cable coiled next to electrical cabinet
- Shaft and surrounds are clear and unobstructed
- Pit floor finished with oil resistant paint and adjacent walls sealed with paint



EVOLIFTS LIMITED, INTERNATIONAL HOUSE, SOUTHAMPTON INTERNATIONAL BUSINESS PARK, GEORGE CURL WAY, SOUTHAMPTON SO18 2RZ.  
T. 0203 195 3958 F. 0845 270 7583 E. SALES@EVOLIFTS.CO.UK

DATE: 16/08/2016	DRAWING No: 6000-12
DRAWN BY: SW	REVISION: 02
SCALE: NOT TO SCALE	

THIS DRAWING IS THE PROPERTY OF EVOLIFTS LIMITED. DO NOT SCALE.